



X6

The robust professional solution for black coffee and water for tea

X6

Specifications

Specific advantages

Pulse Extraction Process (P.E.P.®)	■
Intelligent Water System (I.W.S.®)	■
Compatible with JURA Connect App	■
Compatible with JURA Coffee App Professional	■
Espresso doppio at the touch of a button	1
Pot of coffee in espresso quality	■
No. of individually programmable specialties	12
Multi-level Aroma G3 grinder	■
Hot water system (3 temperature levels)	0.24 l / Min.
Remaining time display	■

JURA Standards

Variable brewing chamber, from 5 g to 16 g	■
Intelligent Pre-Brew Aroma System (I.P.B.A.S.®)	■
Intelligent preheating	■
Active bean monitoring	■
Energy Save Mode (E.S.M.®)	■
High-performance pump, 15 bar	1
Thermoblock heating system	1
Fluid system	1
Monitored drip tray	■
Integrated rinsing, cleaning and descaling programme	■
Adjustable water hardness	■
One or two cups of espresso in one brewing operation	■
JURA hygiene: TÜV-certified	■
CLARIS filter cartridge	CLARIS Pro Smart
Zero-Energy Switch or power switch	■
Swiss made	■

Settings and programming options

Programmable and individually adjustable amount of water	■
Programmable and individually adjustable coffee strength	10 levels
Programmable brewing temperature	2 levels
Hot water temperature can be programmed	3 levels
Programmable amount of hot water	■
Programmable preparation buttons	■
Resettable day counter	■
Programmable switch-off time	■
Shows the number of preparations for each individual product	■

Design and materials

TFT colour display	■
Amber cup illumination	■
White cup illumination	■
Sound design	■

In figures

Height-adjustable coffee spout	65 – 153 mm
Water tank capacity	5 l
Coffee grounds container (servings)	max. 40
Bean container with aroma preservation cover	500 g
Bohnenbehälter optional erweiterbar auf	1 kg
Cable length	ca. 1.2 m
Voltage	220 – 240 V ~
Current	10A
Power	1450 W
Stand-by power	< 0.5 W
Weight	12.9 kg
Dimensions (W × H × D)	37.3 × 47 × 46.1 cm
Dimensions (W × H × D) with bean container extension	37.3 × 52.4 × 46.1 cm
Colour	Dark Inox



Areas of use

- Self-service area
- Large offices
- Canteens
- Catering

X6

The robust professional solution for black coffee and water for tea



Benefits

- 10 programmable black coffee specialities
Individual coffee to suit any taste
- Bean container and water tank can be locked
To prevent manipulation
- Disable function for products and programming
Prevents accidental operation, e.g. during cleaning
- 6 large front-mounted direct selector buttons and 2 navigation buttons
Delicious coffee at the touch of a button

Recommended accessories

- Glass Cup Warmer
- Smart Compact Payment Box
- Bean container extension
- Fresh water kit
- Coffee grounds disposal / drip drain set
- Coffee to Go furniture range

If you need a coffee machine that prepares black coffee, professionally made pots of coffee and hot water in two different temperatures for tea, the X6 is the ideal solution. Its easy-to-understand operating concept is especially useful when it is used as a self-service solution for staff or guests. On the X6, all speciality coffees can also be moved to a different position on the display. Combined with accessories designed specifically to work with JURA coffee machines, such as a cup warmer or accounting system, the X6 can be used as the basis for made-to-measure complete coffee solutions. With its large water tank and a sturdy fresh water kit which can be added on after installation, the X6 is equally suitable for mobile use or use in a fixed location.

State-of-the-art technology for complete enjoyment

The beans are freshly ground to the correct fineness for every preparation by the innovative AromaG3 grinder. This precision grinder is now twice as fast and preserves the full aroma of the beans. The Pulse Extraction Process (P.E.P.®) ensures the optimum extraction time for short specialities and delivers a taste explosion for ristretto and espresso. All control elements on the X line are on the front, clearly visible and easily accessible. The water tank and bean container can also be refilled from the front. To protect them from manipulation, the water tank and bean container come with a locking mechanism as standard. The drip tray and coffee grounds container are ergonomically designed and can be removed with one hand, allowing them to be emptied quickly and cleanly. The control elements show the clarity of the operating concept. The vertical format TFT colour display combined with the large, easily recognisable preparation buttons make operation very straightforward, even for first-time users. The preparation and maintenance buttons can be disabled to prevent unwanted reprogramming or accidental operation while the machine is being cleaned.

TÜV-certified hygiene guarantee




Maintenance of the new X line is just as intuitive as operation: integrated rinsing and cleaning programmes, used in combination with original JURA maintenance products, ensure TÜV-certified hygiene and cleanliness.

As individual as your requirements

The X6 can be combined with a number of accessories – specially designed for JURA professional coffee machines – to create a complete, made-to-measure coffee solution: for example the fresh water kit, cup warmer or accounting system.

SWISS MADE

Preparation times

					
2 × coffee	2 × espresso	Espresso doppio	2 × ristretto	Hot water (200 ml)	A pot of coffee (360 ml)
1 minute 3 seconds	48 seconds	1 minute 5 seconds	33 seconds	50 seconds	2 minutes 20 seconds